

# **EUROPEAN DAY OF MEDIA MONITORING**

**Quantitative analysis of daily press and TV contents  
in the 15 EU Member States**

**March 2004**

# **EUROPEAN DAY OF MEDIA MONITORING**

## **Quantitative analysis of daily press and TV contents in the 15 EU Member States**

**Pilot study in the framework of the Online/More Colour in the Media  
project “European Day of Media Monitoring”**

By Jessika ter Wal  
European Research Centre on Migration and Ethnic Relations  
Utrecht University

Copyright © Online/More Colour in the Media, 2004



Online/More Colour in the Media and its projects are financially supported by the European Commission Community Action Program to Combat Discrimination.



# Summary of Report

## Introduction

The present EU-wide research report was produced by *Online/More Colour in the Media*, on the basis of data that was collected by the fifteen National Focal Points of the RAXEN network of the *European Monitoring Centre on Racism and Xenophobia (EUMC)*. Last year, on 13 November 2003, the EUMC-RAXEN *National Focal Points* took part in a one-day monitoring of the representation of minority groups and the multicultural society in the main newspapers and television news broadcasts. They used methods that had been tested to ensure results would be reliable and the monitoring done according to uniform standards. Training was provided before the actual monitoring took place.

The material selected is representative of the news contents for this average news day. The selections of press and TV made for each Member State reflected as much as possible the media landscape in that particular country. International news was excluded although news about EU affairs was included, as well as news about international events with a national impact, when it was reported from the national perspective (such as reactions to tragedies involving nationals abroad, or statements by national politicians or industries about international relations).

The research was based on a selection of 10 newspapers in each member state. The aim of the analysis was to focus on mainstream media. Overall, 63% of the selected articles come from quality newspapers, 35% from popular or tabloid newspapers, and 2% from free daily newspapers. Quality mainstream newspapers are thus represented with more articles than popular tabloid ones.

## The “Ethnic Story”

The concept of ‘ethnic dimension’ is used for stories that refer in their essence to one or more aspects of ethnic relations, migration, asylum or discrimination. A total of more than 3,000 news stories were gathered and coded by the national monitoring teams from both press and TV. The share of news about ethnic issues, or in which reference to ethnicity was made, accounted for 11% of the total news presented.

In news with an ethnic dimension, minority ethnic groups were over-represented in crime news (and to a lesser extent also in reports about court cases and legal matters), and underrepresented in reports about politics and government.

In addition, the percentage of articles with an ethnic dimension was higher in left-wing newspapers, 15%. However, because left-wing newspapers represented a relatively small proportion of the material that was covered, those still represented only a small proportion of all articles with an ethnic dimension. 42% of the press articles with an ethnic dimension came from right-wing or conservative newspapers.

In the complete news coverage of the day, migrants, ethnic minorities and/or their organisations represented 4.6% of the two main actors in the news, a rather small percentage. In popular newspapers this percentage was a little higher, 6.1%, against

3.7% in quality newspapers. This difference is somewhat surprising, as popular newspapers are often the main targets of criticism where it concerns the representation of minorities. However, this does not necessarily mean a greater degree of positive reinforcement, since it might be due to the greater attention they paid to crime and deviance.

The findings show that the routine news subjects with which ethnicity was associated more often, were not so much the neutral subjects of politics, government, legal affairs, but the generally more negative, conflict-laden and controversial subjects of public order and crime, protest demonstrations, and religion.

## Conclusions

The results reveal a disparity in the news coverage of minority and migrant issues against treatment of general issues and in the presence of minority and majority actors in the coverage.

Explicitly negative items such as crime and deviance, fundamentalism/extremism, (racial) violence and illegal immigration accounted for 40% of all newspaper stories with an ethnic dimension - and for 50% of those stories in "popular" or tabloid newspapers.

Furthermore, taken together with other controversial subjects like integration/segregation, asylum and immigration policies and control, conflict-laden topics accounted for 60% of all newspaper stories with an ethnic dimension - and 74% of those in "popular" or tabloid newspapers.

News about migration and ethnic minorities was found to be more negative than general news, on the basis of a number of indicators: there was less participation and quotation of minorities, ethnic minorities were more represented in negative news, and they were slightly more frequently the object of negative portrayal and of questioned credibility when they were quoted.

Stories with an ethnic dimension more often dealt with the subject of crime and deviance than stories without an ethnic dimension, and additionally, stories that did have an ethnic dimension far more often featured minority actors when they dealt with crime, than when they dealt with other subjects. The few times minorities were mentioned outside 'ethnic' news this was mostly as celebrities.

Not surprisingly, a stereotypical image of minorities is emerging as relegated to specific secluded spheres of society with crime and deviance at the negative end and celebrities at the positive end.

This is also reflected in the pictures or images shown of minorities in the media. In addition, ethnic minorities or migrants become a focus when problematic identity issues such as fundamentalism and religion are discussed.

Everyday ethnic relations are reported upon far less, and mainly in abstract terms without consulting the views and perspectives of the minority protagonists. Even in

stories that are about their own position minorities are quoted less frequently than majority actors.

Despite this, the survey also reveals that there are important exceptions with some topics covered that approach minorities more positively. The issue of discrimination is discussed quite frequently even by minorities themselves (minorities in NGOs and celebrities in particular) – even if this is often in the specific context of talk about discrimination as a legal/criminal offence.

Furthermore, the survey found that negative portrayal is not by itself determined by ethnicity, but by the frequent association of minorities with particularly negative news contexts, such as religious fundamentalism and illegal immigration, and in particular by the overrepresentation of minorities in crime news.

Some of the main results of this monitoring confirm findings of previous research done on representative samples over longer time periods, mostly for single countries, which show similar tendencies and practices in news coverage of ethnicity.

The most evident finding from this analysis is the association of ethnic minorities and migrants with crime and their under-representation in general and political news, except for their association with news on arts and entertainment or celebrity news.

This is the familiar conclusion about stereotypical portrayal, which underlines the exceptional position of ethnic minorities instead of highlighting their similarity to other groups or organisations in society.

The report also confirms previous research showing that there is an especially negative portrayal of Roma and Sinti, which is a reason for concern over media representations of minorities in the enlarged European Union. After May 1<sup>st</sup>, when enlargement takes place, the Roma community of the European Union after all will constitute the largest single minority within the Union.

But the news is not all bad. Although quotation was less frequent for minority actors - and this confirms what is known about the use of minority sources - the percentages for the quotation of minorities were less disproportionately low than in previous research. Part of this may be explained by the more prominent presence of issues such as religion and fundamentalism on the news agenda.

The survey also finds that there was some more investigative reporting than average on ethnic minorities, but mostly related to religion. Another unexpected result is the finding that there was a higher participation of and quotation of minorities in popular newspaper reports – though as often as not they will be commenting on the more stereotypical topics.

On the basis of the present results the big challenges for different types of media appear to be the following:

**Crime reporting:** Press more than television, and the popular, local and rightwing newspapers in particular, appear to focus on crime reporting related to minorities. The most common subjects treated in news stories over-all were politics and government

(23%), public order and crime (12%), social issues (9%) and legal affairs (8%) and it was in the public order and crime section that the ethnic dimension was significant -- of articles with a prominent ethnic dimension, 17% were about public order.

**Participation of minorities:** Quality newspapers need to consider the levels of participation and quotation of people from within minority communities. Popular newspapers used more quotes from minorities, even if the reporting was more frequently about negative topics.

**Religious issues:** Quality newspapers have also more reasons to be monitored on their coverage of religious issues, to the extent that the participation of minority actors in news on these issues was low. Positive portrayal was associated most frequently with culture and arts, demonstrations, international relations, and also religion. Religion was more difficult to report with a neutral portrayal of actors.

**Negative portrayal:** Both television and press appear to focus on the negative portrayal of minorities. Issues of asylum and illegal immigration figure more prominently in tabloid/popular newspapers, perhaps because such topics allow for a typically more sensational coverage of (measures against) possible asylum or illegal immigration threats. Reporting more of the story from the minorities' perspectives could challenge such negative portrayal. Paying greater attention to the placement and emphasis (on which page, headline and picture, actor presentation) is recommended too, also when positive news is being reported.

**Access to Media:** The report indicates that migrant, refugee and ethnic minority groups often have a hard time gaining access to the media. (People from) minority groups were quoted 36% of the time they appeared as a main actor in the story, majority actors 52% of the time. Minority organisations can play an important mediating role in facilitating the interaction between mainstream media and ethnic minority groups, making it easier for journalists to feature more minority group perspectives. Vice versa, regular monitoring of reporting on minority groups can help minority organisations to credibly exert pressure on media to review how they cover news that concerns these groups.

### The Challenge to Media

There have been many media monitoring reports, but few whose scope extended across national borders, and none that utilised standardized criteria on a European level. On the basis of the results of this first research of such a scope, several conclusions can be drawn about the nature of the analysed coverage and its implications for the representation of minorities in European media. The issues that are highlighted by the findings about lacking participation, negative portrayal, and the nature of media coverage of crime news and religious issues present a challenge to the media. They also strongly suggest that more monitoring is required. Media professionals themselves, however, can play a positive role in promoting the debate within the media about practical steps that can be taken to bring minority communities and their concerns into the mainstream of positive newsroom considerations.

# FULL REPORT

---

## Table of Contents

### I. INTRODUCTION

1. Media and minorities: from exclusion to active participation	8
2. Methodology	9

### II. RESULTS

1. Impact of ethnic issues on total news coverage	12
2. Subjects of news coverage	15
3. Topics in news with an ethnic dimension	18
4. Actors	20
4.1 Participation of minority group actors	20
4.2 Participation of minority and majority actors by subject	21
4.3 Participation of minority and majority actors in stories with an ethnic dimension, by topic	22
4.4 Quotation patterns	23
4.5 Actor functions	26
4.6 Portrayal	29
4.7 Total number of actors involved in news stories	32
5. Editorials, letters and first page reports	33
6. Headlines	34
7. Summary remarks	36
References	39
ANNEX I. Information about amount of material analysed for each Member State	40
ANNEX II. Names of coded newspapers and TV news programs in the Member States	41
ANNEX III. Participants in Week of Monitoring, November 2003	46

## I. INTRODUCTION

### 1. Media and minorities: from exclusion to active participation

Media representations of ethnic minority groups have been the subject of heated discussion. They have been credited for playing an essential role in the dynamics of inter-group relations and the integration and emancipation of minority groups in national societies. Stereotyped or discriminatory representations can exacerbate prejudice and hostility vis-à-vis minority groups. They can also foster a sense of exclusion that leads minority groups to turn away from national media, and thus from the main channels of collective communication with national society. The implementation of intercultural reporting skills, on the other hand, can contribute to the integration and emancipation of minority groups.

Both journalist organisations and minority groups have undertaken many efforts to bolster intercultural perspectives in reporting. Minority initiatives, furthermore, play an important role in mobilising, informing and educating minority groups, empowering them as critical media consumers and producers. In this role they can jump-start the dialogue between mainstream media and ethnic minority audiences; a dialogue that needs to be reinforced if the media are to be more sensitive to the opinions and cultural-religious backgrounds of minority groups.

Yet migrant and refugee groups often have the hardest time gaining access to the media. One of the main obstacles advocacy groups encounter is that at present there is a lack of consistent data concerning the media representation of the multicultural society. This is especially true for the broadcast media and on a trans-national scale. Such data is essential if one is to credibly exert pressure on the media to change coverage practices and on governments to establish institutional frameworks of media conduct/practice.

There have been many media monitoring reports, but few whose scope extended across national borders, and none that utilised standardized criteria on a European level. The European network *Online/More Colour in the Media (OL/MCM)* therefore in 2003 took the initiative to bring together different European networks and minority organisations to establish the project “*European Day of Media Monitoring*” (*EDMM*). The *EDMM* project is proposed as the pilot of an annual international event, in which minority organisations and researchers provide a snapshot-analysis of the media representation of minority groups and use the results to establish a dialogue with journalists on media portrayal practices, and in fact came to encompass both a *Week of Monitoring* and a *Week of Action*. During the *Week of Monitoring*, in November 2003, a range of monitoring activities was initiated by mostly national minority organisations and NGO’s, the results of which will be presented in events during the *Week of Action* (March 15-21, 2004)<sup>1</sup>.

The present report is produced by *Online/More Colour in the Media* on the basis of the most ambitious of the *Week of Monitoring* activities - the coding of one day of news coverage in all EU Member States by the *RAXEN National Focal Points* of the *European Monitoring Centre on Racism and Xenophobia (EUMC)*. The fifteen

---

<sup>1</sup> An overview of national monitoring activities undertaken in the *Week of Monitoring* is included in annex III. An overview of *Week of Action* events is online at [www.multicultural.net/edmm/index.htm](http://www.multicultural.net/edmm/index.htm)



*National Focal Points* monitored the main newspapers and TV news broadcasts in their country, using a common set of quantitative coding sheets developed for this purpose. The report is presented both at a press launch in Brussels, in collaboration with the *International Federation of Journalists* and the *European Network Against Racism*, and at events in different European countries during the Week of Action.

The results presented in this report will provide a good lead for the activities minority organisations are developing to promote the dialogue between media and minority communities. Hopefully, the Week of Action will serve to place the issue of media representation of diversity firmly on the public agenda, as well as to encourage minority groups around Europe to take up and continue media watch work themselves.

## **2. Methodology**

For the quantitative content analysis presented in this report, coding sheets were designed borrowing elements from existing international media monitoring instruments of research organisations and NGOs (Spears, Seydegart and Gallagher, 2001; ter Wal, 2002) and national broadcasting monitoring (Censis, 2003; van Dijck, Sterk and Vierkant, 2003). The methodology was further developed using feedback and input from various experts and adapted after the pre-tests done by the RAXEN/EUMC monitoring teams (ter Wal, 2003). To ensure that results would be reliable and the coding of news contents would be done according to uniform standards, all National Focal Points took part in a pre-test half a year before the Day of Monitoring, and in a two-day training the week before.

The monitoring of news coverage was carried out by teams of one to five coders in the 15 Member States. The national teams gathered and coded the news coverage using a database application in MS-Access designed for this activity. For the trans-national data analysis a statistical package (SPSS) was used. The choice was made to code only one day of coverage, because the work involved by teams in 15 countries would only be manageable if it was restricted to a limited timeframe. The day that was chosen was Thursday November 13, 2003. The intention was to choose a day that would be most likely to approach an average news day, also in terms of newspapers and TV news broadcast scope, size and coverage. The selections of press and TV made for each Member State represent the media landscape in that particular country as closely as possible.

International news was excluded from monitoring in order to avoid complications in the coding. By way of exception, news about EU affairs was included, as well as news about international events which had a national impact and was reported from the national perspective (such as reactions to tragedies involving nationals abroad, or statements by national politicians or industries about international relations).

### *2.1 Selection of pages and newspapers*

In each Member State a total of 10 newspapers were selected. For three newspapers, the most read and/or most influential ones, a long questionnaire was provided. Of these newspapers, all pages of the main quire were coded, with the exception of certain special page sections such as sports, financial news, and supplements. The

remaining seven newspapers were coded using a shorter questionnaire. This additional set of newspapers was meant to provide a wider scope to the analysis. In order to limit the amount of articles to be coded, for this set only front pages, editorials and letters were selected. These article types were selected because they can be considered prime indicators of the public relevance attributed to the news by the respective newspapers.

Table 1. Selections adopted for press material

Object	3 most important newspapers (in terms of readership/influence)	7 additional mainstream newspapers (including local and free press)
Selection	Domestic news in all pages of main quire excl. sports, finance	Domestic/local news on front page, Editorials, Letters

This selection resulted in a set of data in which opinion articles, i.e. letters and editorials, represented 28% of the total of press coverage that was analysed; the remaining 72% was constituted by different types of factual reports: news stories, interviews, etc. (see Table 2 below).

Table 2. Article Types, percentages

News stories	44
Letters to the editor	21
Front page stories	17
Editorials	7
Feature or special issue reports	5
Human interest stories	3
Q&A Interviews	1
Announcing public/cultural events	1
Pictures with caption	1
Total	100

## 2.2 Newspaper characteristics

The aim of the analysis was to reflect the mainstream media in its widest scope. For each country, a selection of newspapers was made in consultation with the National Focal Points. This choice included both national and local newspapers and both "quality" newspapers and "popular" or tabloid newspapers, such as the German *Bild Zeitung* and *The Sun* in the UK, as well as free newspapers like the *Metro* and the *City*. Of the articles that were selected by the coders, 63% was from "quality" newspapers, 35% from "popular", or tabloid newspapers, and 2% from free daily newspapers (which are considered "quality" in some countries and "popular" in others).<sup>2</sup> Quality mainstream newspapers are thus represented with more articles than popular tabloid ones. However, in some countries the majority of articles did come from popular or tabloid newspapers: UK (65%) Austria (70%), and Belgium (75%). In the southern countries the proportion of articles from tabloids was also considerable (Spain 41%, Italy 36% and Portugal 32%). However, Greece included only quality newspapers.

Local newspapers were included in each national selection because of their wide readership and because it was thought they might have a different treatment of news

<sup>2</sup> A list with names of the selected newspapers per country is provided in Annex II.

than the national press. More than one third (35%) of the articles that were analysed were from local newspapers.

As for political orientations, the majority of articles that were selected came from either right-wing or 'in-between' newspapers: right-wing/conservative press (39%); left-wing/progressive press (13%); press in between left- and right-wing (31%); and "other newspapers" - e.g. populist 'catch-all' (17%).

### *2.3 Public vs. Commercial TV*

The coders in each Member State analysed one prime-time news bulletin from a public TV station and one from a commercial station. This selection was made in order to compare possible differences in coverage between public and commercial television. The exceptions were Austria and Luxemburg, where there is only one national prime-time news broadcast, on public television. The items coded from public television news broadcasts represented 53% of the sample; those from commercial TV news broadcasts 47%. The vast majority of items covered national news; only 14% of the news on TV was local news.

### *2.4 Press vs. TV*

The overall selection produced a vast amount of material (3095 stories), mostly consisting of press articles (91%); TV news items constituted only 9% of the material (see also Figure 1 below). The number of articles that were published in a given newspaper and fell within the selection criteria is primarily an indication of the journalistic traditions and practices of each Member State. E.g., in some countries newspapers include a larger number of articles, or a larger proportion of articles covered by the selection criteria (domestic news), than in others.

The reason for the smaller amount of TV material was not only the larger number of newspapers included, but also the fact that a news bulletin contains fewer units of information (i.e., items) than a newspaper (i.e., articles).

### *2.5 Analysis at European level*

Having selected the news of only one day evidently has limitations. The news depends so much on national events, that differences between countries will be determined almost entirely by the haphazard differences in events and, for example, political agendas of that particular day. For example, in Italy the domestic news on the day of monitoring was dominated by the national mourning over the deaths of Italian soldiers in Iraq, an event that had happened the day before. To avoid an over- or mis-interpretation of arbitrary national differences, and also to avoid benchmarking in comparison between countries, the present results were therefore analysed at the European level only, without making comparisons between countries. Given that media data from 15 different countries and from both national and local press were included, the variety in news contents and events was sufficient to allow for data analysis at the aggregate European level.<sup>3</sup>

---

<sup>3</sup> The amount of materials analysed for each Member State can be found in Annex I.

## II. RESULTS

The following variables were analysed for the selected articles: subjects, presence of ethnic dimension, and topics. Further analysis was done on the actors represented in the story. Comparisons were made between majority and minority actors, their quotations, functions and appearance in association with different subjects and topics.

### *1. Impact of ethnic issues on total news coverage*

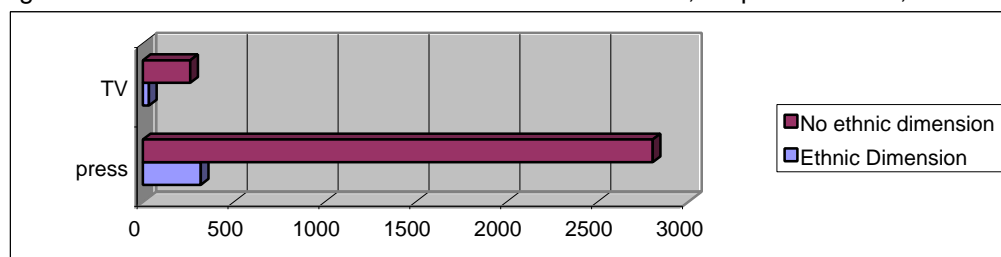
There are several reasons why assessing the impact of ethnic issues on the total of news coverage is important. Claims about the *different* and more negative treatment of ethnic minority groups and ethnic issues by mainstream news coverage were hitherto mostly unsubstantiated by confrontation with quantitative data on general news patterns within the same samples. In response to such claims, people would therefore raise the question of whether news about ethnic minorities was really particularly negative, or whether it was more a question of *all* news stories being characterised by a preference for negative topics, due to those being perceived as constituting greater news values and a greater likelihood of increasing newspaper sales. The question here thus is whether media news coverage is selective in the same way and to the same extent when treating minority issues as compared to other general issues.

Furthermore, it is important to measure the representation of minority group actors in stories on ethnic issues in comparison to their representation in the total of news stories. After all, if minorities also appear in everyday news stories that do not deal specifically with minority issues such as immigration, asylum and integration, then this would be a sign of normalisation and acceptance of minorities as sources for news on any topic, like any other members of society.

To answer these types of questions, the National Focal Points have analysed all domestic news stories of the day, and not just those about issues or events with an ethnic dimension. Coding the entire domestic news contents of a newspaper should show what the amount of news about ethnic issues is in proportion to the total of the day's news coverage. But it should also allow to be revealed whether the features of coverage about general issues are indeed different from those of articles and news items in which reference to ethnicity and/or ethnic issues *is* made. Are they, for example, different with regard to the prominence accorded to (majority and minority) actors in the story, the subjects and topics they are associated with, their portrayal and quotation and whether any particular credibility is accorded to them?

The concept of 'ethnic dimension' is used for stories that refer, in their essence, to one or more aspects of ethnic relations, migration, asylum or discrimination. As visualised in Figure 1 below, a total of more than three thousand news stories were gathered and coded by the national monitoring teams from the press and TV.

Figure 1. Share of articles and items with ethnic dimension, for press and TV, total sample



The share of news about ethnic issues, or in which reference to ethnicity was made, accounted for 11% of the total news presented (see Table 3 below). This percentage was a little lower for TV news items (8%). Ethnic diversity was thus a little bit less visible on TV.

In over half of the news with an ethnic dimension, reference to ethnicity was prominent: it occurred in the headline, lead or first paragraph, represented the main story, was featured in photos or was underlined by prominently cited names of journalists or main actors involved in the story. In the remaining cases, reference to an ethnic dimension was minor, e.g. ethnic issues did not represent the main storyline or the ethnic group membership of an actor was mentioned without this being central to the story). The distinction between prominent and non-prominent references will be used in this report to analyse whether different types of actors and topics are associated with stories with a prominent ethnic dimension (e.g. crime news).

Table 3. Presence of ethnic dimension by media type

	Press articles	TV-news items	Total
Prominent ethnic dimension	182 (6.5%)	13 (4.6)	195 (6.3%)
Minor ethnic dimension	136 (4.9%)	9 (3.2%)	145 (4.7%)
No ethnic dimension	2484 (88.7%)	260 (92.2%)	2744 (89%)
Total	2802 (90.9%)	282 (9.1%)	3084 (100%)

The percentage of articles with an ethnic dimension was higher in left-wing newspapers, 15%. However, because left-wing newspapers represent a relatively small proportion of the total number of articles that were coded, those articles still represented only 16% of all articles with an ethnic dimension. Articles from right-wing or conservative newspapers accounted for 42% of the press material with an ethnic dimension.

The choice of article type when covering an issue or story is an editorial decision that influences the amount of detail that can be given about a story. Coverage in different types of articles - such as more factual or opinion-based, routine or investigative coverage - gives an indication of the type of attention dedicated to different news issues or stories. As shown in Table 4 below, the ethnic dimension was found most often in news stories or factual reports (135 times, 43%). Letters had an ethnic dimension relatively often too, which indicates the importance attributed to public debate around ethnic issues.

Front-page articles represented 14% of stories with an ethnic dimension, but 17% of those without an ethnic dimension. This indicates that ethnic events or issues were not given a higher front-page news value than other events or issues.

Of all the stories with an ethnic dimension, 9% was feature/background articles. Of the stories without an ethnic dimension only 4% was. In other words, feature articles were published relatively more often when stories had an ethnic dimension.

Table 4. Article types by ethnic dimension

	No ethnic dimension (n=2484)	Ethnic dimension (n=318)
News story	1089 (44%)	135 (43%)
Letter to editor	432 (21%)	69 (22%)
Front page news	421 (17%)	44 (14%)
Feature article	110 (4%)	<b>28 (9%)</b>
Editorial	163 (7%)	21 (7%)
Human interest	81 (3%)	10 (3%)
Interview	25 (1%)	7 (2%)
Picture with caption	26 (1%)	2 (1%)
Announcement	27 (1%)	2 (1%)

In total, twenty percent of feature articles had an ethnic dimension (28 out of 138 articles). They dealt most often with fundamentalism/extremism and religious identity and practices. Perhaps the main reason for this over-representation was that topics of religion and fundamentalism require investigation, because routine news sources do not provide enough information to report about it. Increased investigative reporting on stories with an ethnic dimension may therefore partly express a side effect of the increasing attention for fundamentalism and issues of religious diversity in present European societies. This effect merits continuous monitoring because media representations of, for example, Muslims, may have a major impact on public perception of them in societies where other sources of knowledge about them are often limited, for example because of lacking personal interaction when it comes to the sphere of private religious beliefs and practices (see also below, topics).

The relatively frequent reference to ethnicity in features and background articles might indicate an improvement with past findings, which often showed very little background reporting about ethnic issues (cf. ter Wal, 2002). As is often assumed in recommendations, more investigative reporting would indicate a greater awareness among journalists and newspaper editors. It may also indicate the recognition of the public and political relevance of ethnic issues. However, if this attention is particularly directed at topics of religious identity and diversity and fundamentalism, as it seems to be in this case, then it still remains to be seen whether this increased attention actually serves to oppose stereotypes. Perhaps the situation is instead similar to the one found in a recent survey of Italian TV coverage, which showed that although in 2002 there had been more room for interpretation and comment than in 2001, stereotypes had increased at the same time (Censis, 2003). Research on larger data samples is needed to verify if this change is a part of a larger trend. If it would be, this underlines that the recommendation for journalists to do more background and investigative reporting is by itself no guarantee for increasing the fair representation of ethnic minorities.

## ***2. Subjects of news coverage***

The subjects treated in news stories give a first indication of the type of attention given to different types of negative or neutral news, and to what extent that is associated specifically with ethnicity. The most common subjects treated in news stories overall, i.e. those with and without an ethnic dimension, were politics and government (23%), public order and crime (12%), social issues (9%) and legal affairs (8%) (see Table 5 below, last column). The remaining material dealt with a variety of other subject categories.

The list of most common subjects treated in news stories with an ethnic dimension differs significantly from the distribution of subjects in news stories in general. Some of the higher frequencies of subjects in stories with an ethnic dimension were deducible from the nature of the subject. For example, 18% of the news about international relations had an ethnic dimension (compared to 3% of all news). These were often stories about military and peace effort relations with governments and people in other continents (such as the Middle East, Africa, Central/South America). Also the importance of immigration and asylum in news with an ethnic dimension was to be expected. It is striking however that immigration and asylum was the most frequently mentioned subject in stories with a prominent ethnic dimension, even more than public order and crime. Other discrepancies are less inherently defined by the nature of the subject.

The most important finding is that news about public order, security, crime and deviance was slightly over-represented in news with an ethnic dimension. While only 11% of articles without an ethnic dimension dealt with this subject, 17% of the articles with a prominent ethnic dimension did. Articles with a minor ethnic dimension did even a little more often (19%), which is explained by the nature of crime reporting, where the ethnicity of those involved is more often secondary to the main story.

Table 5. Subjects by ethnic dimension of the article, percentages

Subject	Prominent ethnic dimension (N=192)	Minor ethnic dimension (N=144)	No ethnic dimension (N=2696)	Total (N=3032)
Immigration and asylum	20.8	1.4	0.1	1.5
Public order, crime	17.2	19.4	11.4	12.1
Politics and government	14.1	22.9	23.7	23.0
International relations	6.8	11.1	2.6	3.3
Legal affairs	6.8	6.3	8.3	8.1
Tragedies accidents	5.7	4.2	7.6	7.4
Education	6.3	2.8	3.9	4.0
Social Issues	5.2	8.3	9.4	9.1
Demonstrations/ protests	2.6	0.7	0.9	1.0
Labour relations issues	2.6	4.9	4.8	4.7
Culture/arts/entertainment/ celebrity	2.1	4.9	4.9	4.7
EU affairs	2.1	3.5	2.3	2.3
Religion	2.1	2.1	1.5	1.6
Economy industry	2.1	2.1	5.8	5.4
Media and communication	1.6	1.4	1.4	1.5
Consumer issues and free time	0.5	2.8	3.7	3.5
Transport	0.5	0.7	3.0	2.7
Science and technology	0.5	-	1.3	1.2
Nature and environment	-	-	3.0	2.6
Gender	0.5	0.7	0.5	0.5
Total	100	100	100	100

These results can be explained by a greater attention to ethnicity in crime news, in particular in local newspapers. This confirms earlier findings from a host of research about media representations of ethnic minorities and is therefore hardly surprising. It does, however, contribute to the persistence of negative stereotypes about immigrants and ethnic minorities.

News about politics and government was slightly *underrepresented* in articles with a prominent ethnic dimension. Only 14% of such articles dealt with politics and government subjects, while 23% of the articles without an ethnic dimension did. These results reinforce the picture of a less prominent or even marginalized role for ethnic minorities in general subject coverage, since politics is typically the most prominent and most mainstream news subject.

Of all the stories that were coded, 11% had an ethnic dimension. But there were distinct deviations from this average (see Table 6 below). For example, 20% of all stories on demonstrations and protests had an ethnic dimension, almost double the average. Stories on this subject were also reported relatively more often on the front page when they had an ethnic dimension. In absolute numbers, these stories represented only a small part of the coverage, however. The same holds for religion, education, gender and EU subjects. More striking is thus the number of stories about crime that had an ethnic dimension, as it was both substantial in absolute terms and well above average as percentage of the total number of stories on the subject.



Table 6. Stories with an ethnic dimension, by subject, percentages

Dimension	Ethnic dimension		No ethnic dimension		Total	
	N	%	N	%	N	%
Subject						
Immigration and asylum	42	91.3	4	8.7	46	100
International relations	29	29.0	71	71.0	100	100
Demonstrations and protests	6	20.0	24	80.0	30	100
Public order crime	61	16.6	306	83.4	367	100
Religion	7	14.9	40	85.1	47	100
Education	16	13.2	105	86.8	121	100
EU affairs	9	12.7	62	87.3	71	100
Gender	2	12.5	14	87.5	16	100
Media & communication	5	11.4	39	88.6	44	100
Legal affairs	26	10.4	223	89.6	249	100
Politics	64	9.1	638	90.9	702	100
Labour issues	12	8.5	129	91.5	141	100
Social issues	23	8.3	253	91.7	276	100
Culture/arts/celebrities	11	7.7	131	92.3	142	100
Tragedies accidents	17	7.6	206	92.4	223	100
Consumer issues/free time	6	5.6	101	94.4	107	100
Economy industry	8	4.9	156	95.1	164	100
<b>Total all subjects</b>	<b>347</b>	<b>11.4</b>	<b>2696</b>	<b>88.6</b>	<b>3043</b>	<b>100</b>

These findings show that the routine news subjects with which ethnicity was associated more often were not so much the neutral subjects of politics, government, and legal affairs, but the generally more negative, problem- and conflict-laden and controversial subjects of public order and crime, demonstrations, and religion. The attention given to education in stories with an ethnic dimension was mostly related to the issue of Islamic schools and Islamic dress in public schools.

As for political differences, right-wing newspapers paid a little more attention to subjects of public order and migration and asylum. Left-wing newspapers paid relatively more attention to politics, education, social issues, consumer issues, international relations and EU affairs. These results can be explained well by the different political perspectives. However, it does mean that when this report deals with news coverage of subjects like migration and asylum or public order, the results are relatively strongly determined by the way these are treated in right-wing/conservative newspapers.

Popular newspapers paid more attention than quality newspapers to public order and asylum and immigration subjects, and less to religion. TV news spoke a bit less about public order than the press, and a bit more about asylum and immigration. Except for the higher score for crime in popular newspapers, the differences were quite small.

### 3. Topics in news with an ethnic dimension

The topics present a different level of analysis, because they were coded for stories with an ethnic dimension only. The analysis of the topics is meant to reveal typical attention patterns to ethnicity in the news. Besides topics overlapping with the general subject areas discussed above, topics specific for news on ethnic relations were included here, such as integration, racial violence, etc. The distribution of topics in percentages is set out in Table 7 below.

The most important topics in news with an ethnic dimension were related to crime, deviance and public order (18%), especially in popular or tabloid newspapers (almost 30%). This confirms consistent findings from previous research that has been undertaken since the 1970s: migrants and ethnic minorities have been found to be persistently associated with crime and public order topics, particularly in tabloids. Crime stories were however not reported frequently on the first page, i.e. crime news does not appear to be accorded particular news value.

The second most important topic was discrimination and racism (16%), especially in quality newspapers (18%). This finding is consonant with recent research about coverage of ethnic issues in the UK and France, where such topics have also acquired more importance since the end of the 1990s, partly as a result of political attention to the issue of discrimination in these countries (cf. ter Wal, 2002). This topic predominated, particularly in the media in Western Europe, i.e. in the countries with the longest history of immigration and management of ethnic relations. The people who spoke about discrimination were politicians (mostly majority), common people (mostly minority), and somewhat less often minority NGOs and professionals without a specified ethnic background. Minority actors spoke almost as often about this topic as majority actors.

A final interesting finding is the frequency of topics associated with religion. Fundamentalism/extremism and religious identity and practices, taken together, accounted for 16% of the stories (18% in quality press). Fundamentalism was also relatively more often covered on the front page.

Table 7. Topics in news with ethnic dimension by newspaper type, percentages

	All (N=257)*	Quality (N=165)	Popular (N=92)
Crime and deviance	18	12	<b>29</b>
Discrimination and racism	16	18	12
Fundamentalism/extremism	9	9	9
Religious identity and practices	7	<b>9</b>	3
Integration/segregation	9	9	8
Asylum	7	5	<b>12</b>
Violence, general	6	9	1
Illegal immigration	5	3	<b>9</b>
Housing and neighbourhood conditions	5	5	4
Cultural and language issues	5	5	4
Immigration policies and control	4	4	4
Position of women	2	3	-
Racial violence	2	3	2
Legal immigration	2	3	2
Family issues and child/parent relations	2	3	-
Pro-imm./asylum acts and positions	2	2	1

\* Number of cases is lower because topics were not identified for all articles

The attention to topics related to religion may indicate a more general trend of increased interest in issues related to Muslim religious identity in recent years. This is confirmed by, for example, research about domestic news coverage in the Netherlands (ter Wal, forthcoming). This study showed the same top-three of topics (religion, discrimination, crime) for the contents of the largest quality national newspaper in the Netherlands in the years 1998-2002.

Issues of asylum and illegal immigration figured more prominently in tabloid/popular newspapers, possibly because such topics allow for a typically more sensational coverage of (measures against) possible asylum or illegal immigration threats.

As Table 7 above shows, explicitly negative items such as crime and deviance, fundamentalism/extremism, (racial) violence and illegal immigration accounted for 40% of all newspaper stories with an ethnic dimension - and for 50% of those stories in "popular" or tabloid newspapers. Furthermore, taken together with other controversial subjects like integration/segregation, asylum and immigration policies and control, potentially negative topics accounted for 60% of all newspaper stories with an ethnic dimension - and 74% of those in "popular" or tabloid newspapers.

Overall, topic patterns indicate a greater impact of classical negative images of migrants and ethnic minorities as involved in crime in tabloid/popular newspapers. While the quality press seems to pay more attention to improving the position of minorities through reports about discrimination, on the other hand they may also play an important role in communicating beliefs about religious difference and identity. In addition, in consonance with previous research, right-wing conservative newspapers dedicated relatively more attention to crime and deviance topics. Left-wing newspapers' favourite topics were integration and discrimination. Also 'in-between' newspapers dedicated relatively more attention to discrimination.<sup>4</sup>

A comparison of national and local newspapers reveals similarly different accents in topic preferences. Indeed, crime and deviance were more prominent in local newspapers (22%) than in national newspapers (15%). This confirms earlier findings about the particular attention local newspapers pay to crime news. The national media cover local (crime) events only when they acquire enough national news value (i.e. when it is an event that concerns the whole nation). This is less frequently the case with petty crime reports. Similarly, discrimination and racism were discussed more often in national (20%) than in local newspapers (9% of articles), possibly because, generally, national institutions or experts report about such issues. Local newspapers spoke relatively more often about integration and cultural/language issues than national newspapers; they also spoke more often about fundamentalism/extremism (15%, compared to 7% of articles in national newspapers).

The assumption, which is sometimes heard in advocacy groups, that local press pays (or can more easily be persuaded to pay) more positive attention to ethnic minorities, is only thinly confirmed by these results. Integration and identity topics were counter-balanced in these papers more than elsewhere by a predominant negative attention to minorities in crime news.

---

<sup>4</sup> A comparison of TV and press would be based on too little TV-news items with defined topics, to be worthwhile to mention.

#### 4. Actors

How were different groups and individuals represented in the media, and how were they associated with the subjects and topics analysed above? To what extent did different actors participate in coverage, and if they were quoted, in which roles? These questions are important in obtaining a fuller picture of the way in which media covered the news and positioned ethnic minorities.

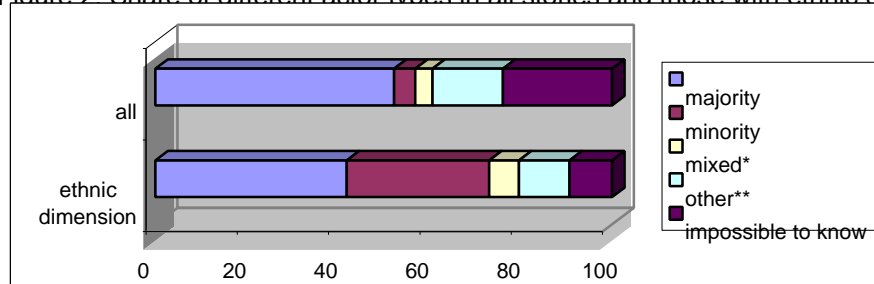
##### 4.1 Participation of minority group actors

First of all, this report examines the extent to which minority groups participated in the stories as one of the two main actors. It is important to distinguish between the participation of minorities in all news coverage (the entire sample) vs. their visibility as main actors in news with an ethnic dimension (see Figure 2 below).

In the complete news coverage of the day, migrants, ethnic minorities and/or their organisations represented 4.6% of the two main actors in the news, a rather small percentage. In popular newspapers this percentage was a little higher, 6.1%, compared to 3.7% in quality newspapers. This difference is somewhat surprising, as popular newspapers are often the main targets of criticism when it comes to the representation of minorities. On this day, at least, they had a larger numerical representation of minorities than quality newspapers. However, this does not necessarily imply a greater degree of positive reinforcement. In the preceding paragraphs it was already shown that popular press also paid more attention to crime. Portrayal and quotation issues are analysed further below.

In news stories with an ethnic dimension people of ethnic minority origin represented almost one third of main actors (31%). This finding indicates that even in stories about ethnic minorities, majority actors appeared relatively more often (42%) than minorities.

Figure 2 Share of different actor types in all stories and those with ethnic dimension



\*Mixed group composition or individual of mixed ethnicity

\*\* General population groups or institutions, visiting foreigners, etc.

The number of minority actors in non-ethnic stories was extremely low. Therefore comparison of percentages for actor groups in stories with and without an ethnic dimension is not possible. Most analyses in the following paragraphs, when comparing minority and majority actors, are therefore presented either for the entire sample or the sub-sample of stories with an ethnic dimension.

#### 4.2 Participation of minority and majority actors by subject

Another important indicator of the image of minorities in the media is the subjects minority actors are associated with (see Table 8 below). In news with an ethnic dimension, minority ethnic groups were *over-represented in crime news* (and to a lesser extent also in reports about court cases and legal matters). This means that the stories with an ethnic dimension not only dealt more often with the subject of crime and deviance than the stories without an ethnic dimension, but also far more often featured minority actors when they dealt with crime, than when they dealt with other subjects. The association of minorities with crime news is an endemic problem and confirms what has been found in research since the 1970s.

Ethnic minorities were *underrepresented in reports about politics and government*. This confirms earlier research findings showing that ethnic minorities more often appear as targets or recipients of policies, and rarely or never as actively involved in political processes (cf. ter Wal 2002).

Table 8. Differences in subjects associated with majority and minority groups in stories with an ethnic dimension\*

	Majority N=228	Minority N=170	Total N=398
Public order/security/crime/deviance	12.3	<b>32.9</b>	21.1
Politics and government	<b>26.8</b>	7.6	18.6
Immigration and asylum	11.8	16.5	13.8
International relations	10.5	8.8	9.8
Legal affairs (e.g. court cases)	5.7	<b>10</b>	7.5
Tragedies accidents	6.6	5.3	6.0
Education	4.8	2.4	3.8
Social issues/welfare/housing/poverty	4.4	2.4	3.5
Culture/arts/entertainment/celebrities	3.1	2.4	2.8
Labour issues	2.6	2.4	2.5
Economy and industry	1.3	2.9	2.0
Demonstrations protests	1.3	2.4	1.8
EU affairs	3.1	-	1.8
Media and communication	1.8	1.8	1.8
Religion	1.3	1.8	1.5
Consumer issues and free time	1.3	-	0.8
Gender	0.4	0.6	0.5
Transport	0.9	-	0.5
Total	100	100	100

\* Percentages based on responses for total of two main actors per story

Over-representation of minorities in crime news was a bit more accentuated in the press than on TV; this is mainly due to differences in genre and scope of the two media. There were no major differences in these patterns for quality or popular newspapers.

The few times minorities were mentioned outside stories with an ethnic dimension, these were mostly stories about celebrity news (7 out of 22 minority actors), and politics (5 out of 22 minority actors), and further in reports about consumer issues, social issues and accidents.

### ***4.3 Participation of minority and majority actors in stories with an ethnic dimension, by topic***

Similar to the pattern of what general subjects minority actors were associated with, the specific topics in stories with an ethnic dimension associated ethnic minority actors more frequently with crime news too, as is shown in Table 9 below. Ethnic majority actors appeared more often in stories about immigration policies, housing and neighbourhood conditions, and integration. These findings suggest that, overall, ethnic minority actors were associated more with negative news, whereas concerns with, analyses of and policies aimed at problematic ethnic relations were more often linked to ethnic majority actors. This includes the topic of discrimination, which was given prominent attention.

Table 9. Differences in topics for majority and minority ethnic groups, percentages

	Majority (N=178)	Minority (N=145)
Crime and deviance	14	<b>31</b>
Discrimination and racism	17	15
Fundamentalism/extremism	10	10
Religious identity and practices	8	6
Integration/segregation	10	8
Asylum	8	9
Violence, general	3	3
Illegal immigration	6	7
Housing and neighbourhood conditions	<b>6</b>	2
Cultural and language issues	3	1
Immigration policies and control	<b>5</b>	1
Position of women	1	1
Racial violence	2	<b>4</b>
Legal immigration	3	1
Family issues and child/parent relations	2	1
Pro-immigrant/asylum acts and positions	1	1
	100	100

#### 4.4 Quotation patterns

The analysis of quotation patterns provides information about the extent to which the statements by the two main actors in the story were reported. It allows us to verify whether minority actors were quoted as frequently as majority actors. This is important in order to understand, especially for stories that directly concern them, whether ethnic minorities get to speak about themselves or whether instead more often others speak *about* them. This is an important factor in the image of minorities that is communicated through the media as passive or active news actors.

Overall, 43% of actors was quoted. Minority actors were quoted in 36% of the cases they appeared, majority actors in 52% of the cases. In stories with an ethnic dimension the percentage of quoted minority actors was the same, in stories without an ethnic dimension a little lower (see Table 10 below). In stories with a prominent ethnic dimension minority actors were a little more visible as quoted actors (38%), though still less so than majority actors (47%).

Table 10. Quotations by groups, percentages

	Majority	Minority	All*
Quoted all articles	52	36	43
Quoted no ethnic dimension	52	33	43
Quoted ethnic dimension	53	36	42
Quoted prominent ethnic dimension	47	38	40
Quoted minor ethnic dimension	58	30	44

\* Incl. majority, minority, mixed, indefinite/don't know.

Nevertheless, the relatively high percentage of minority actors that are quoted is striking. The findings of previous research that minorities are hardly ever quoted in the news, esp. in countries of more recent immigration (cf. EUMC 2002), seem to be partly rectified by these results. It should be pointed out, however, that this is a percentage of a relatively low total number of minority actors in the news: in absolute numbers the presence of minority actors is quite limited. However, when they *were* represented as main actors, they had a chance of almost 2 out of 5 to be quoted, just a little below average.

Furthermore, quotation of minority actors was higher in popular newspapers than in quality ones (in popular newspapers 52% of minority actors was quoted, in quality newspapers this was just 30%). This is again an unexpected result given the negative reputation of popular or tabloid newspapers. In fact, it was shown above that these newspapers also paid more than average attention to crime news (see also next paragraph).

### *Quotation about topics*

It is important to see in the context of which topics the different actors were quoted, as this indicates the type of news contexts in which minority actors participate more actively and the kind of issues they were typically associated with (see table 11 below).

Crime/deviance and fundamentalism were the two most frequent topics in quotations by minorities. The headlines reveal that stories about fundamentalism mainly concerned Italian reactions to the killing of Italian military/peacekeeping troops in a bomb attack in Nassiriya in Iraq, just the day before the monitoring. Minority quotations on this topic thus mostly referred to this context, with quotes by imams and religious leaders, members of terrorist organisations, and other parties involved in the conflict. Although this topic and its quotations are thus determined by an exceptional event, it nevertheless hints at a more general recent trend in media attention aimed at religion and in particular threats of fundamentalism.

In addition, stories about discrimination had a relatively higher proportion of quotations among minority actors than among majority actors (except in quality papers). This means that minority actors do take an active part in denouncing inequality. The proportion of quotations by minority actors was also relatively higher in stories about asylum and illegal immigration. Such stories, too, were thus not only reported from the voices of majority actors, which is a positive difference from earlier findings.

Table 11. Differences in topics for quoted majority/minority actors, percentages

Topic	Quoted Majority (N=91)	Quoted Minority (N=49)
Crime and deviance	19.8	18.4
Discrimination	9.9	14.3
Integration/segregation	9.9	8.2
Asylum	11.0	14.3
Religious identity/practice	7.7	6.1
Fundamentalism/extremism	8.8	<b>18.4</b>
Violence	3.3	-
Racial violence	1.1	6.1
Illegal immigration	8.8	10.2
Neighbourhood conditions	4.4	2.0
Immigration policies	6.6	-
Cultural and language issues	1.1	-
Position of women	2.2	-
Legal immigration	1.1	-
Family relations/children-parents	4.4	-
Pro-immigr./asylum acts, positions	-	2.0
Total	100	100



### *Credibility of quoted actors*

Previous research has found that minorities not only tend to be quoted less frequently, but, when they are quoted, the media also tends to attribute less credibility to minority sources. The credibility assigned to quotations in the news is a more qualitative indicator: it is often attributed implicitly. Questioned credibility is typically revealed through various stylistic markers such as word choice, the use of quotation marks around single words in order to express greater distance from allegations made by minorities, or the attribution of negative stereotypical characteristics that undermine the general authoritativeness and trustworthiness of minority sources (e.g. speaking in loud voices, being angry, aggressive, or internally divided, not being able to compromise, etc.).

In the articles analysed, it happened only very rarely that the credibility of a quoted actor was questioned. The cases are too few to compare for occurrence in different types of media. Credibility was questioned more often in the few news stories about discrimination and racism (3 out of 19 times) and in stories about family relations (3 out of 5 times) than in news about other topics. The questioning of credibility of quoted actors in stories about discrimination has often been found in previous studies, where it is related to a general tendency to deny or question allegations of discrimination in the mainstream media (cf. EUMC 2002). Unfortunately, without a qualitative analysis of the material, we cannot establish what the lack of such findings means in this case.

#### 4.5 Actor functions

The societal functions in which actors appear in the news are an indication of the overall perception of majority and minority groups as more or less important or marginalized groups (see Table 12 below).

Unsurprisingly, majority group members were best represented in the function of (representatives of) politics and institutions (more than half of all news presented them in this role). This is not untypical for news, as political and institutional actors are generally treated as preferential or routine sources by the media. Minority ethnic group members were represented most in the category of “common people” (in more than half of the articles/items they appeared in this role).<sup>5</sup> Appearance in the role of (representative of) political or other institutions, the second most important actor category for minorities, was less frequent when compared to majority actors. Similarly, professions relevant to the story were less well represented among minority actors. Instead, minority actors were clearly over-represented in the function of criminals and crime suspects, a finding consonant with those for subject and topic frequencies presented above.

The picture emerging for minority actors is again one of more negative and less politically or socially prominent roles in the news (except when it comes to their appearance as celebrities). On a related count, ethnic minority actors appeared more often than majority actors as individuals or as groups/categories of people - and less often as organisations.

Table 12. Functions of main actors<sup>\*</sup>, by ethnic group membership, percentages

	Majority N=2959	Minority N=335	Mixed N=246	Other N=923
Political and institutional actors	37.4	22.4	18.3	43.9
Profession relevant to story	24.6	14	16.7	16
Common people/citizens	23.3	<b>31.9</b>	49.6	22.4
NGOs and associations	4.7	4.8	6.1	8.2
Criminals and crime suspects	3.6	<b>15.5</b>	2	5.1
Youth and children	2.4	3	6.1	2.8
Royalty and celebrities	3.6	<b>5.4</b>	0.8	1.2
Deviants and marginalized	0.4	3	0.4	0.3

<sup>\*</sup>Two main actors per article, therefore number of actors max. double number of articles

Appearance in the role of criminals and deviants was a bit more frequent for ethnic minority actors in the local press.

Minorities in the role of common people were more often associated with public order, whereas common people of majority background were mentioned more in the context of politics, social issues and tragedies/accidents, and discrimination.

Confirming the above findings, among *quoted* ethnic minorities the proportion of individuals in the role/function of common people was also higher, as was the proportion of individuals in the function of criminals. In addition, they were relatively better represented than majority actors when quoted as celebrities/artists, also on front-page stories. When they were quoted they were also found to speak a little more

<sup>5</sup> For mixed group members the function of common people was even more frequent (almost ¾), see Table 12. For the category of common people it was most often difficult to establish the ethnicity on the basis of news contents (i.e. in more than half of articles with an actor of which it was impossible to establish the identity this happened to the category common people).

often for NGOs and associations, and finally, although in small numbers, more often as deviants and marginalized.

Minority actors in the function of common people were quoted most often about asylum and illegal immigration and therefore did not appear as much in the context of the everyday ethnic relations of longer-established minorities. When minority NGOs were quoted, it was mostly about discrimination; the same, more unexpectedly, was true for celebrities of minority background. This could be taken to indicate a denouncing, rather than for example policy- or solution-oriented role for these actors in stories about ethnic relations.

When minority actors were quoted, they were so relatively less often than majority actors in the role of politicians and institutional actors or as professionals, i.e. the groups which overall were the best represented in the news in terms of numbers. This is coherent with the under-representation of minority actors in news about politics and government.

Although these figures are based on a limited number of cases, they show a picture of a somewhat less prominent appearance in the news for ethnic minority actors in high-ranking or influential societal or professional functions (not considering royalty and celebrities). This is compensated by a comparatively larger representation among common people and NGOs, as well as among groups with an *exceptional status*, either in the positive, e.g. as celebrities, or in the negative, e.g. as criminals and deviants. Although such news stories may be less relevant numerically, they are often believed to represent the most ‘appetising’ news and can thus be considered an important factor in the reproduction of stereotypical portrayals and perceptions which underline the difference of ethnic minority individuals and groups, rather than their similarity.

### ***Identity and function, pictures***

How often were majority actors and minority actors featured in photos or graphics that went with an article? In news about royalty and celebrities, ethnic minority actors were much more often shown in pictures when they appeared as actor in the story than majority actors were. More than 50% of them was, while only 29% of majority actors who appeared as celebrities or royalty was shown in a picture. Nevertheless, in absolute numbers there were still more of the latter.

On the other hand, negatively evaluated groups such as criminals and deviants were not shown more frequently in pictures when they were from an ethnic minority group. A larger share of common people from an ethnic majority group was shown in pictures as compared to common people with an ethnic minority background. Pictures of minorities in the position of politicians or institutional actors were completely absent (majority actors in this position have a picture in 13% of cases).

These results can be interpreted as follows: pictures did not contribute to emphasising possible negativity associated with ethnic minorities, rather images of exceptional groups such as celebrities and artists were highlighted. Instead the image of minorities as a ‘normal’ group in the role of common people and people in political positions, which would indicate the integrated position of minorities, were not particularly favoured.

### *Identity labels*

Only in a very small number of press articles was ethnicity or nationality explicitly mentioned or deducible from name use: 7% of actors in the 3 main newspapers (for the remaining 7 this was not analysed). In TV news items this percentage was higher because of the images, for 35% of the actors in items it was possible to establish ethnic group belonging.

Therefore, in total, only 15% of actors in these media had such a label: the most frequent was reference made to nationality for the press and use of images for TV. After this, name use was also found to be a relatively frequent (indirect) indicator of group membership, especially in the press. Reference to ethnicity and skin colour was used only rarely, especially in TV – where it is not necessary to mention it because it can be shown through images.

Table 13. Minority group identification/labelling in press, percentage (n=178)

Nationality	39
First or last name	20
Different features together	17
Legal/policy term	10
Ethnicity/ language	8
Skin colour	6
Total	100

Table 14. Minority group identification/labelling in TV, percentages (N=206)

Images shown skin colour/other physical features	79
Texts mentions nationality	12
Text mentions name	6
Text mentions ethnic or racial identity	3

Migrants whose nationality was mentioned were mostly Eastern-European and Middle Eastern, the former being more often associated with crime news, and the latter more often with asylum. The cases were, however, very limited, so no conclusions should be drawn from these results.

#### 4.6 Portrayal

A final indicator of a more qualitative nature, which was included in the coding, concerned the portrayal of actors. In this way, the representation of ethnic minorities is assessed in comparison with that of majority actors, by measuring the incidence of negative, positive and neutral portrayals. Ideally such analyses should be supported by more in-depth qualitative analysis and examples.

Neutral portrayal was dominant for all groups; 60 percent of all actors were portrayed neutrally. 18% was portrayed positively, and 22% negatively. Negative portrayal was above average for ethnic minority groups, at 26%. For majority actors it was below average, at 20%.

Negative portrayal is particularly frequent in stories about politics, public order and religion. Positive portrayal is associated most frequently with culture and arts, demonstrations, international relations, and religion. The reason why religion appears relatively frequently in both positive and negative stories is most likely the higher incidence of controversy around this subject. Stories with an ethnic dimension dealing with the topic of housing and neighbourhood conditions had an above-average percentage of negative portrayals. So did stories about discrimination. Crime and deviance stories had an average percentage of negative portrayals but a lower percentage of positive portrayals.

Negative portrayal of ethnic minorities was at the same frequency on front-page articles as on average. But majority actors were portrayed positively on front pages a little more often, and negatively only in 11% of cases, or half as often as on average.

In stories where actors were portrayed negatively, pictures appeared less frequently. This is probably related to the type of typical negative news - such as crime news - where pictures are less easily retrievable and reports tend to occupy less space.

Negative portrayal of ethnic minorities was particularly present on TV: 30% of the minority actors who appeared in TV items was portrayed negatively, while only 7% of majority actors was. In absolute numbers, however, the cases were few, since the total number of minority actors in TV items was quite small, also because TV items accounted only for 9% of the total of news items that were coded. Minority actors in TV items were also somewhat less often portrayed positively than majority actors. In the press, on the other hand, both positive and negative portrayal was similar for majority and minority groups.

Table 15. Forms of portrayal by media type and groups, percentages

	Press			TV		
	Majority	Minority	Total	Majority	Minority	Total
Neutral	59	55	58	65	50	74
Negative	23	26	23	7	30	9
Positive	18	19	19	28	20	27
<b>Total</b>	91	9	100	93	7	100

Articles in popular newspapers, however, portrayed minorities less often positively than majority actors (15.7% vs. 19.5%), while in quality newspapers stories portrayed minority actors more often positively (22.5% vs. 17.5%). Articles in popular

newspapers also portrayed minority actors more often negatively than majority actors (26.5% vs. 20.4%).

There were significant differences in the occurrence of a positive or negative portrayal of actors between stories with and without an ethnic dimension. As shown in Table 16 below, the portrayal of actors was more often negative in stories with an ethnic dimension, while neutral portrayal occurred more often in stories without an ethnic dimension. In stories with an ethnic dimension neutral portrayal was thus somewhat less dominant and there was instead a slightly greater tendency towards negative portrayal. This affected both minority and majority actors.

Table 16. Forms of portrayal by ethnic dimension and groups, percentages

	No ethnic dimension			Ethnic dimension		
	Majority	Minority	Total	Majority	Minority	Total
Neutral	61	59	61	53	54	54
Negative	19	19	19	27	27	27
Positive	20	22	20	19	19	19
<b>Total</b>	99	1	100	56	44	100

In stories without an ethnic dimension, ethnic minorities were portrayed positively in 22% of cases, practically the same percentage as for majority actors. This concerns a small number of actors in absolute terms, however, since few ethnic minority actors appeared in these news stories.

In stories with an ethnic dimension, overall the portrayal of minority and majority actors was also almost equal, but when the ethnic dimension was *prominent*, *minorities* appeared a little *more often in positive roles* than majority actors. Vice versa, minorities appeared distinctively less often in positive roles than majority actors in stories with a minor ethnic dimension (11% difference). In stories with an ethnic dimension, the proportion of ethnic minorities portrayed positively was 20% in stories with a prominent ethnic dimension and 15% in stories with a minor ethnic dimension. Majority actors were portrayed positively in 14% of prominent ethnic dimension stories and in 26% of stories where the ethnic dimension was not prominent. The more frequent occurrence of positive portrayal of minority actors in stories with a prominent ethnic dimension is possibly because minorities in a prominent news position are freer to speak, because of subject-related differences, or because their appearance there is framed by more specific deliberation on the matter by reporters.

Negative portrayal was evidently more associated with particular negative functions and subjects, such as crime (see also table 17 below). Apart from criminals, politicians and institutions constituted the one category with the least frequent positive portrayal. They were predominantly portrayed in a neutral manner. Neutral portrayal was also dominant for most social functions, but somewhat less for common people, which was also the category where we see relatively more minority people represented. Common people (as well as other remaining categories) were more often portrayed positively than politicians.

How do these functions relate to portrayal for minority vs. majority groups? Table 17 below shows that there were no differences for portrayal between minority and majority common people; this is an important finding as it indicates that *negative portrayal here did not relate to ethnicity per se*. In the case of politicians, majority

actors were portrayed negatively more frequently than minority politicians. However, a small percentage of majority politicians was portrayed positively while this did not happen at all to minority actors.

Whereas there were no more specifically negative portrayals for ethnic minority groups appearing as common people or politicians, minority actors appearing as criminals and deviants *were* portrayed negatively more frequently than their majority group counterparts. On the other hand, positive and neutral portrayal applied more often to minority celebrities than to their majority group counterparts. The latter was portrayed negatively in 23 percent of the cases; minority artists weren't portrayed negatively at all. Minority celebrities thus pay a positive contribution to the portrayal of minorities.

Table 17. Functions of actors by portrayal and group type

	Positive		Neutral		Negative	
	Majority	Minority	Majority	Minority	Majority	Minority
Common people	30	30	55	54	15	16
Politicians	11	-	64	80	25	20
Criminals and deviants	6	-	47	44	47	56
Royalty celebrities artists	30	43	47	57	23	-

In terms of groups with different national or ethnic origin, Sinti and Roma/Travellers are the group most often portrayed negatively - in almost one third of the cases, but they do represent a very small group in the sample (i.e. 14 mentions in total). Their portrayal was neutral only half of the time; other groups were portrayed neutrally more often.

These findings confirm existing knowledge on the portrayal of Sinti and Roma in the media. They may indicate a lower threshold for mentioning ethnicity in the case of this group, a higher probability of this group appearing in news associated with negative facts, or the existence of more negative and persistent stereotypes about Sinti and Roma. This is an important element to consider given the incumbent accession of new EU countries where Sinti and Roma constitute one of the largest minority population groups.

#### 4.7 Total number of actors involved in news stories

Apart from the characteristics of the two main actors in the news story, the total number of actors was counted for ethnic minority, majority, and mixed groups and analysed in MS-Excel. Of this total number, ethnic majority actors represented 81% of all actors in the stories, minority group actors 7%, and mixed groups 12%. Overall, the majority ethnic group thus predominated also in this count for all actors, just like with the analysis of main actors.

However, minority actors had a relatively better share: 7.3% instead of the 4.6% among the two main actors in all stories. This difference may hint at a downplaying of minority actors in their role in the story. The main story line (and thus the main actors analysed in preceding paragraphs) remains the first indicator for the representation of different groups. Stories may mention more and larger groups and individuals belonging to the minority ethnic groups in the remainder of the story without this having an impact on the main story line.

Table 18. Forms of appearance of all actors in the story by groups\*

	Majority		Minority		Mixed	
	N	%	N	%	N	%
Mentioned	4402	80.3	400	7.3	678	12.4
Quoted	2592	59	270	43	389	57
Depicted	899	35	217	54	128	19

\* Percentage of quotation and depiction based on total mention for the group concerned; percentage of mention based on total for all groups.

The frequency in which minority actors are quoted (in 43% of the cases) in this count is higher than when it is only measured for the two main actors (36%). In both counts, majority actors were more often quoted than minority actors: the difference is similar (16% versus 14% difference). On the other hand, minority ethnic group members were relatively more often depicted when compared with their majority counterparts. These findings confirm, though not very strongly, the orientation of *media to take minorities more easily as an object of reporting than as actively engaged subjects and individuals*. No further information about these counted actors can be given, because the counts for these numerical data cannot be related to the other variables.



## 5. Editorials, letters and first page reports

For seven of the selected newspapers per country, only the front pages, editorials and letters were analysed. A total of 184 editorials and 601 letters were contained in the material from the Member States. The proportion of these articles having an ethnic dimension was the same as the average for press articles overall.

Editorials with an ethnic dimension were published 18 times, of which only three appeared on the front page: one in the French popular newspaper *Le Progrès* about the Islamic veil, and two in conservative Italian newspapers (*La Nazione* and *Il Giornale*) about fundamentalism in the context of international relations and public order, related most likely to the main news event of that day in Italy, the mourning over Italian soldiers who were killed in Nassiriya, Iraq. Editorials with an ethnic dimension treated the topics outlined in Table 21.

Table 19. Editorials with ethnic dimension, topics (amounts)

Topic	Nr.	Countries
Discrimination	3	GR, DE, DK
Integration	3	LUX, BE, DK
Asylum	3	AT, NL, NL
Fundamentalism	3	IT, IT, FR
Housing and neighbourhood conditions	2	NL, NL
Immigration policies	1	BE
Illegal immigration	1	UK
Religious identity	1	SV
Crime and deviance	1	SV

Only ten of the authors of letters were of minority ethnic background (2% of all letters), and none of the authors of editorials were. Of those ten letters, three had a prominent ethnic dimension. These letters were about discrimination and racism in the context of education and religion (in Greek and German newspapers), and about fundamentalism (in a Swedish newspaper). In the other seven letters, minority authors wrote about other subjects, mostly social issues. Photos or images were less often used to illustrate editorials and letters with an ethnic dimension than those without.

In comparison with all news stories, front-page stories treated topics of crime and deviance, violence, fundamentalism/extremism relatively more often, and topics of discrimination, asylum, and other minority-specific topics relatively less so. This indicates the general practice of newspapers to highlight on the front page news that has a more negative or sensational image attached to it. The more frequent topics were, however, also the topics that need *not* be specific to minority groups.

## 6. Headlines

The headlines of newspaper articles were translated into English by the monitoring teams. A word frequency count on these headlines, with the help of the Text STAT programme, shows the following results. Explicit reference to minority groups, on the basis of origin or ethnicity, is hardly ever found. There is one example of a critical report about an Iranian hunger striker who sewed his lips together in a sign of protest. Headlines about asylum and asylum seekers refer to a debate in the Netherlands started by a proposal of the minister of Foreign Affairs, as well as to other policies and the position of churches on this. Integration is mentioned four times in headlines, in the context of stories about discrimination. There are two headlines about immigration, and five headlines in French newspapers about the debate on secularism. The labels 'black' and 'white' were found once or twice, in reports about discrimination. The label 'ethnic minority' was found only two times in the headlines. Overall, in stories with an ethnic dimension, headlines rather haphazardly reflect particular national debates and events of the day.

The high public order subject frequencies that were found above correspond to the frequencies for words in headlines such as police and judge (see below).

Table 20. Denominations for general actors in headlines, frequencies

Police	35
People	35
Government	30
Judge	7
Thieves	3
Criminals	3

Nouns describing a criminal action were also frequently featured in headlines. Only in two headlines about crime and legal matters was there an explicit reference to ethnic issues: the arrest of an immigrant trafficker, and a legal case about the abuse of a Turkish detainee.

Table 21. Crime-related action nouns in headlines, frequencies

Murder	19
Crime	8
Robbery	7
Arrest(s)	7

Words related to religion did not have high frequencies: Islam (3 times) veil (3 times) religion (4 times). They related to stories in French newspapers about the banning of the Islamic veil from schools and in Dutch newspapers about political decisions concerning Islamic schools, and to reactions in Italian media that related Islamic terrorism to the tragedy in Iraq.

Overall, the stories with an ethnic dimension and their headlines do not seem to point to one-sided attention to particular aspects of ethnic relations: discrimination and debates about integration are, for example, also part of the headlines. Only the predominance of crime news-related words in headlines is striking but is probably not specific to stories with an ethnic dimension. A more in-depth analysis of the characteristics of headlines (including leads) is advisable for future projects, in order to be able to say more about style and presentation and the context of the article.

### ***Background details about articulation in different regions and countries***

The table below indicates that there are, of course, different accents in news contents in different countries. Hence, conclusions about topics do not apply to all European countries in the same measure. This is why we have chosen to do the analysis on the European level only, without comparing countries - the number of cases per country would also be too small to allow for proper comparison, as can be seen below). Crime news is the most broadly distributed among all countries' media stories. Attention to discrimination and fundamentalism was mostly related to particular events of the day in Germany and Italy respectively.

Table 22. The three most frequent topics in stories with an ethnic dimension by country\*

	Crime/deviance	Discrimination	Fundamentalism
Austria	9	-	-
Belgium	6	<b>8</b>	-
Denmark	3	2	-
Finland	<b>10</b>	-	-
France	2	-	1
Germany	-	<b>20</b>	3
Greece	2	5	-
Italy	4	1	<b>20</b>
Netherlands	6	1	-
Sweden	3	1	3
UK	2	3	-
Spain	3	3	-
Total	50	44	27

\* Countries not mentioned had neither of these topics in their stories

Concerning other topics, stories on asylum appeared in particular in Belgium (8) the Netherlands (5) and Austria (4). Stories on integration/segregation were found in particular in Belgium (7), the Netherlands (6), Denmark (5) and Spain (3). Religious identity was the topic of stories in particular in the Netherlands (4) and Italy (3), illegal immigration in particular in Spain (9) and neighbourhood conditions in particular in the Netherlands (8). Stories on immigration policies appeared mostly in Belgium (4), stories on the position of women mostly in Sweden (3), and stories on family relations in Sweden (2) and Luxemburg (2).

It is possible to group countries in regions to look for patterns. If this is done it emerges that the ethnic dimension was most visible in stories from West-European countries. Minority groups were most visible in the news in Nordic countries, and less visible in South-European countries. Quotation of minorities, however, was much below average in the Nordic countries (where only 20% of minorities was quoted), whereas when minorities did appear in stories in South-European media, the number of quotations was in line with the average.

Reporting about crime and deviance topics was clearly over-represented in Finland. Since crime news appeared in roughly even distribution throughout the EU, we could try to compare quotation patterns in crime news. What we found then, however, was that quotation of minorities in stories with an ethnic dimension about crime and deviance was considerably more frequent in Southern Europe (35%) than in the Nordic countries (14%) and Western Europe (7%). In order to account for these differences, the articles in question would need to be analysed to see the context in which the quotation occurred, but the finding is in itself remarkable.

## *7. Summary remarks*

On the basis of the presented results, several conclusions can be drawn about the nature of the analysed coverage and its implications for the representation of minorities in European media.

The present monitoring research found a disparity in the news coverage of minority and migrant issues vs. general issues and of minority vs. majority actors. Very few minorities appeared in general news. In the majority of stories from TV and press, news about ethnic issues was focused on contentious or outright negative topics, while general news was to a greater extent characterised by more neutral, routine news subjects. This applied to the great majority of stories from "popular" or tabloid newspapers. News about migration and ethnic minorities was also more negative than general news according to a number of relevant indicators on the main actors in such stories: less participation and quotation of minorities, more minorities represented in negative news, and slightly more frequent negative portrayal and questioned credibility when quoted.

The negative representation is mainly a result of the media's frequent focus on public order and crime news, especially when associated with minorities. Besides this, minorities appeared less often in news about politics, and less often in the function of politicians and professionals. The few times minorities were mentioned outside 'ethnic' news, it was mostly as celebrities.

Therefore, a stereotypical image spectrum is emerging where minorities appear mostly relegated to specific secluded spheres of society with crime and deviance at the negative end and celebrities at the positive end. This was also reflected in the pictures or images shown of minorities in the media. In addition, ethnic minorities or migrants appeared more frequently when problematic identity issues are discussed, especially in relation to religion and fundamentalism. Everyday ethnic relations were reported on far less, and mainly in abstract terms without consulting the views and perspectives of the minority protagonists. Even in stories that were about their own position, minorities were quoted less frequently than majority actors.

In addition, however, minorities were approached more positively in news about discrimination. This issue was discussed quite frequently, and persons from minority groups themselves (minorities in NGOs and celebrities in particular) got to speak about it. This is, however, often in the specific context of discrimination as a legal/criminal offence, which is seen to confer extra news value to the topic.

Furthermore, when minorities were mentioned or quoted, they were so relatively more often as common people. This is advantageous to the extent that common people were generally portrayed more positively than other groups (politicians, for example), and minorities that were featured as common people were also portrayed equally positively as people from the majority group in that role. On the other hand, this finding is not unambiguously positive as it was mirrored by a less frequent appearance of minorities in high-ranking or influential societal or professional functions, e.g. in stories about politics. The quotation of common people from minority background was also mostly related to the context of asylum and illegal immigration stories, and thus did not occur frequently in the context of stories about

long-established ethnic minority groups. In other words, the appearance of minorities as common people is not entirely an indication of the acceptance of minorities as normal part of society.

Furthermore, the survey found that negative portrayal was not by itself determined by the ethnicity of groups, but by the frequent association of minorities with particularly negative news contexts, such as religious fundamentalism and illegal immigration, and in particular by the overrepresentation of minorities in crime news.

Some of the main results of this pilot monitoring confirm findings of previous research done on representative samples over longer time periods, mostly for single countries, which show similar general tendencies and practices in news coverage of ethnicity. The most evident finding from this analysis is the association of ethnic minorities and migrants with crime and their under-representation in general news, except for their association with news on arts and entertainment or celebrity news. This is the familiar conclusion about stereotypical portrayal, which underlines the exceptional position of ethnic minorities instead of highlighting their similarity to other groups or organisations in society. Such mechanisms are in part typical of media representations in general. However, for ethnic minorities this is also related to more widespread negative beliefs and perceptions, which are also reinforced by the media. Indeed, another confirmation from previous research is the especially negative portrayal of Roma and Sinti, a reason for concern over media representations of minorities in the enlarged EU. Finally, the positive sign of the relatively frequent attention to the issue of discrimination confirms findings from recent research about patterns of topic preference in the media.

There were also differences with respect to previous research. Although quotation was less frequent for minority actors, and this confirms what is known about the use of minority sources, the percentages for the quotation of minorities were less disproportionately low than in previous research. Another major new element with respect to analyses done for earlier periods was the increasing attention paid to issues related to religion and fundamentalism. There was also more investigative reporting than average on ethnic minorities, albeit mostly related to religion. Another unexpected result was the higher participation and quotation of minorities in popular newspapers – though this is often on the more stereotypical topics.

On the basis of the present results, the big issues for different types of media appear to be the following. Press - and in particular the popular, local and rightwing newspapers - exhibit a more than average attention to crime reporting related to minorities, more so than TV. Quality newspapers, especially, exhibited a below-average representation and quotation of minorities. The percentage of minority quotation was higher in popular newspapers, but these newspapers also referred more frequently to negative topics. There is also reason to monitor the quality newspapers' coverage of religious issues. Attention should furthermore be paid to the tendency of newspapers to highlight the more negative or sensational news on the front page, and the implications this has on what defining images are communicated of minority groups, since these appear especially often in the context of conflict-laden and controversial subjects. Reporting in the press and especially television raises concerns about the negative portrayal of people in stories with an ethnic dimension.

The issues that are highlighted by the findings about lacking participation, negative portrayal, and the nature of media coverage of crime news and religious issues present a challenge to the media. The results underline the need to encourage efforts to report more from the minorities' perspectives. Media professionals themselves have a crucial role to play in urging on the debate about practical steps that can be taken to bring minority communities and their concerns into the mainstream of newsroom considerations.

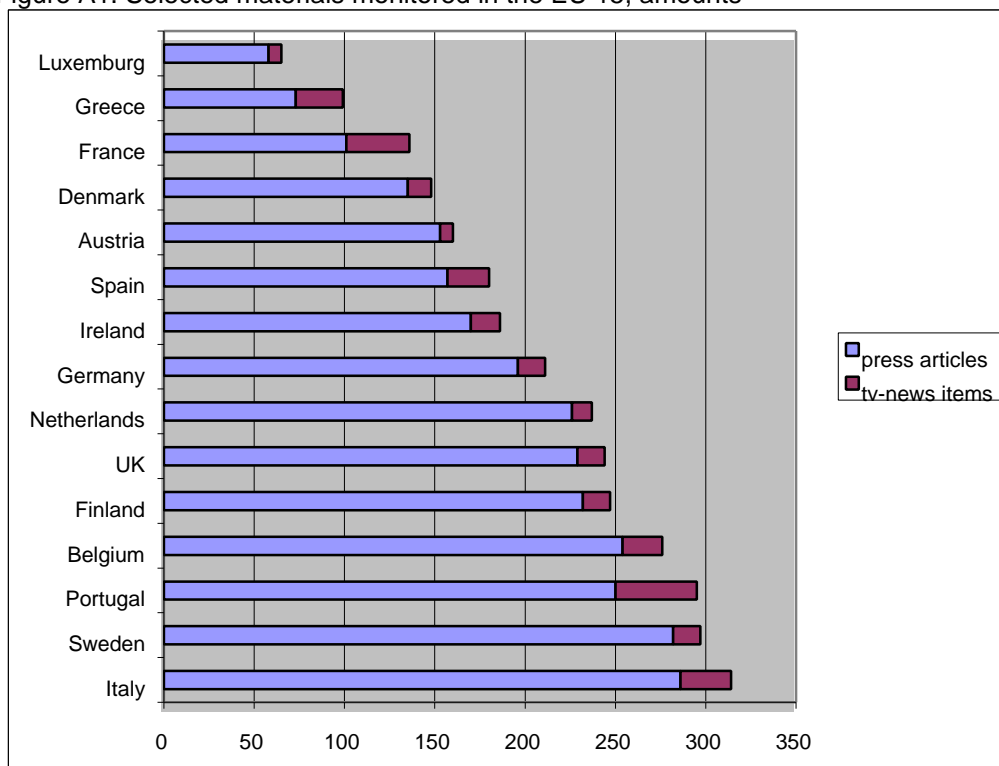
## References

- CENSIS (2002). *L'immagine degli immigrati in Italia tra media, società civile e mondo del lavoro. Confinati dentro il ghetto della notizia*. Rome: Centro Studi Investimenti Sociali. [www.censis.it](http://www.censis.it)
- Gallagher, M. (2001). *Gender Setting: New Agendas for Media Monitoring and Advocacy*. London: Zed Books
- Hermano, T. and Turley, A. (2001). 'Who makes the news?' *The global media monitoring project finds great disparities in news coverage of men and women*. Nieman Reports Winter 2001. URL: <http://www.nieman.harvard.edu/reports/01-4NRwinter/78-79.pdf>
- Spears, G., Seydegart, K. and Gallagher, M. (2001). *Who makes the news? – Global media monitoring project 2000*. London: World Association for Christian Communication
- ter Wal, J. (Ed.) (2002). *Racism and cultural diversity in the mass media. An overview of research and examples of good practice in the EU Member States, 1995-2000*. Vienna: European Monitoring Centre on Racism and Xenophobia
- ter Wal, J. (2003). *Results from the pre-test for the European Day of Media Monitoring, June 2003*. Internal document.
- ter Wal, J. (forthcoming). De publieke discussie over etnische relaties en de islam in Nederland, in Phalet, K. et al (Eds.) *Muslims in Nederland*, Den Haag: Sociaal en Cultureel Planbureau
- van Dijck, B., Sterk, G. and Vierkant, P. (2003). *Monitor Representatie Diversiteit 2002*. Hilversum: Publieke Omroep

## ANNEX I. Information about amount of material analysed for each Member State

The average amount of news units analysed for both press and TV was 206 per country. As Figure A1 shows, the amount of material (covered by the selection criteria) that was offered by the media on the day the monitoring took place varied greatly. The divergence in the amount of materials analysed by the different national teams evidently does not presume to indicate the relevance of each Member State or its media. On the contrary, the amount of articles published in a given newspaper or the domestic news items presented on TV are primarily an indication of the journalistic traditions and practices in each Member State. And given that the exercise was focused on domestic (not international) news, this brings into play that different newspapers and countries dedicate more attention to different types of news, and thus, too, produces different numerical outcomes.

Figure A1. Selected materials monitored in the EU 15, amounts



No representation of this material is given in terms of contribution per country vs. population size, or with respect to news coverage over a longer period of time.



## **ANNEX II.**

Names of coded newspapers and TV news programs in the Member States

### **1. Austria**

1. Kronen Zeitung
2. Kleine Zeitung
3. Kurier
4. Oberösterreichische Nachrichten
5. Tiroler Tageszeitung
6. Die Presse
7. Salzburger Nachrichten
8. Der Standard
9. Voralberger Nachrichten
10. U-Express

1. Zeit im Bild 1, ORF 1 and ORF 2

### **2. Belgium**

1. Het Laatste Nieuws
2. Le Soir
3. De Standaard
4. Dernière Heure
5. Gazet van Antwerpen
6. Vers l'Avenir
7. Metro nederlands
8. Métro français
9. De Morgen
10. La libre Belgique

1. Het 7 uur Journaal ,VRT
2. Journal Télévisé, RTL-TV1

### **3. Denmark**

1. Jyllandsposten
2. Politiken
3. Berlingske Tidende
4. Information
5. BT
6. Ekstra Bladet
7. Urban
8. Jydske Vestkysten
9. Sjaellands Tidende

1. Nyhederne, TV 2
2. TV Avisen, DR 1

#### **4. Finland**

1. Helsingin Sanomat
2. Ilta Sanomat
3. Turun Sanomat
4. Iltalehti
5. Aamulehti
6. Keski-suomalainen
7. Kaleva
8. Lapin Kansa
9. Savon Sanomat
10. Uutislehti 100

1. Tv-uutiset ja sää, YLE TV 1
2. Kymmenen uutiset, MTV 3

#### **5. France**

1. Le Monde
2. Le Figaro
3. Le Parisien
4. Liberation
5. La Croix
6. L'Humanité
7. France Soir
8. Ouest France
9. Le Progrès
10. Metro

1. Journal de 20h, TF 1
2. Journal de 20h, France 2

#### **6. Germany**

1. Bild
2. Süddeutsche Zeitung
3. Fränkischer Tag
4. Frankfurter Allgemeine Zeitung
5. Die Welt
6. Frankfurter Rundschau
7. Die Tageszeitung
8. Berliner Zeitung
9. Stader Tageblatt

1. Tagesschau, ARD
2. RTL Aktuell, RTL

## **7. Greece**

1. Ta Nea
2. I Kathimerini
3. Evoikos Tipos
4. Eleftherotipia
5. To Vima
6. Hestia
7. Eleftheros Tipos
8. Proini
9. I Enimerosi
10. City Press

1. Idisis, ET 1
2. Idisis, Mega

## **8. Ireland**

1. Irish Independent
2. Irish Times
3. Evening Herald
4. Irish Examiner
5. Irish Daily Star
6. The Irish Sun
7. The Irish Daily Mirror
8. The Kerrymand
9. Waterford News & Star
10. City

1. TV3 News, TV3
2. RTE News, RTE 1

## **9. Italy**

1. Il Corriere della Sera
2. La Repubblica
3. La Nazione
4. La Stampa
5. Il Sole 24 Ore
6. Il Giornale
7. Il Manifesto
8. Il Mattino
9. Il Messaggero
10. City

1. TG1, RAI 1
2. TG5, Canale 5

## **10. Luxemburg**

1. Luxemburger Wort
2. Tageblatt
3. Quotidien
4. La Voix du Luxembourg
5. Zeitung vum Letzebuenger Vollek
6. Letzebuenger Journal
7. Le Jeudi

1. RTL Journal, RTL Tele Luxembourg

## **11. The Netherlands**

1. de Telegraaf
2. de Volkskrant
3. Rotterdams Dagblad
4. NRC Handelsblad
5. Trouw
6. Algemeen Dagblad
7. Nederlands Dagblad
8. PZC
9. Dagblad van het Noorden

1. RTL4 Nieuws, RTL4
2. NOS Journaal, Nederland 1

## **12. Portugal**

1. Público
2. Correio da Manhã
3. Comercio do Porto
4. Diário de Notícias
5. Diário de Coimbra
6. Diário do Sul
7. 24 Horas
8. Jornal de Notícias
9. A Capital

1. Telejornal, RTP 1
2. Jornal da Noite, SIC

### **13. Sweden**

1. Aftonbladet
2. Dagens Nyheter
3. Expressen
4. Svenska Dagbladet
5. Metro
6. Stockholm City
7. GP
8. Hallandsposten
9. Upsala Nye Tidning
10. GT

1. Nyheterna och vädret, TV 4
2. Aktuellt, SVT 1

### **14. Spain**

1. El País
2. La Vanguardia
3. ABC Sevilla
4. EL Mundo
5. ABC Madrid
6. La Razón
7. El Periódico de Catalunya
8. El Correo Español El Pueblo Vasco
9. La Voz de Galicia
10. 20 Minutos

1. Telediario 2, TVE-1
2. Informativos Telecinco, Tele 5

### **15. United Kingdom**

1. The Sun
2. Daily Telegraph
3. Evening Standard
4. Daily Mail
5. Daily Mirror
6. Daily Express
7. The Guardian
8. Metro
9. The Scotsman
10. The Argos

1. BBC News, BBC 1
2. ITV News, ITV 1

## ANNEX III.

### European Day of Media Monitoring **Participants in Week of Monitoring, November 2003**

Activities in the framework of the *European Day of Media Monitoring (EDMM)* project centred around two dates: a *Week of Monitoring* in November 2003 and a *Week of Action*, 15-21 March 2004.

In November 2003,

- The RAXEN *National Focal Points* of the *European Monitoring Centre on Racism and Xenophobia (EUMC)* took up a quantitative monitoring of the media output of Thursday 13 November. The present report is based on this monitoring. See below for the specification of National Focal Points (NFP's) by country.
- During the following week, minority organisations and other NGOs from around Europe undertook various other monitoring activities. Individual reports are available online at the OL/MCM website. URLs are provided in the specification of participants provided below the listing of NFP's.

#### **EUMC - RAXEN National Focal Points:**

##### **Austria**

Ludwig Boltzmann Institut für Menschenrechte (BIM)  
[www.ludwigboltzmann.at](http://www.ludwigboltzmann.at)

##### **Belgium**

Centre pour l'égalité des chances et la lutte contre le racisme / Centrum voor gelijkheid van kansen voor racismebestrijding  
[www.antiracisme.be](http://www.antiracisme.be)

##### **Denmark**

Documentation- and Advisory Center on Racial Discrimination - DACoRD  
[www.drcenter.dk](http://www.drcenter.dk)

##### **Finland**

Ihmisoikeusliiton Ry - Finnish League for Human Rights  
[www.ihmisoikeusliitto.fi](http://www.ihmisoikeusliitto.fi)

##### **France**

Agence pour le développement des relations interculturelles (ADRI)  
[www.adri.fr](http://www.adri.fr)

##### **Germany**

Europäisches Forum für Migrationsstudien (EFMS)  
[www.sowi.uni-bamberg.de](http://www.sowi.uni-bamberg.de)

**Greece**

ANTIGONE - Information & Documentation Centre  
[www.antigone.gr](http://www.antigone.gr)

**Ireland**

Equality Authority  
[www.equality.ie](http://www.equality.ie)

**Italy**

Cooperazione per lo sviluppo dei paesi emergenti (COSPE)  
[www.cospe.it](http://www.cospe.it)

**Luxemburg**

Association de soutien aux travailleurs immigrés (ASTI)  
[www.asti.lu](http://www.asti.lu)

**The Netherlands**

Anne Frank House  
[www.annefrank.nl](http://www.annefrank.nl)

**Portugal**

NUMENA  
[www.numena.org.pt](http://www.numena.org.pt) (currently under construction)  
[numena@numena.org.pt](mailto:numena@numena.org.pt)

**Spain**

Movimiento por la paz, el desarme y la libertad (MPDL)  
[www.mpdl.org](http://www.mpdl.org)

**Sweden**

EXPO  
[www.expo.se](http://www.expo.se)

**United Kingdom**

Commission for Racial Equality (CRE)  
[www.cre.gov.uk](http://www.cre.gov.uk)

**Further participants in the Week of Monitoring:**

- **Denmark**  
Organisation: Fair Play  
Report: *Ethnic and religious minorities in the Danish media*  
<http://www.multicultural.net/edmm/fairplay.htm>
- **Greece**  
Organisation: DREAM - Discrimination, Racism, Equality And the Media

- **Hungary**  
 Organisation: Roma Press Center  
 Report: *Minority Communities in the Hungarian Media*  
<http://www.multicultural.net/edmm/rpc.htm>
  
- **Italy**  
 Organisation: 15 organisations, ranging from *Caritas* to *Megachip*  
 Coordination: Cospe  
 Report: forthcoming  
 Monitoring forms: available online  
<http://www.multicultural.net/edmm/cospe.htm>
  
- **The Netherlands**  
 Organisation: Mira Media  
 Report: forthcoming  
 Monitoring form: available online  
<http://www.multicultural.net/edmm/miramedia.htm>
  
- **The Netherlands**  
 Organisation: University of Nijmegen  
 Report: forthcoming  
<http://www.multicultural.net/edmm/kun.htm>
  
- **Spain**  
 Organisation: XenoMedia Comunicació / Centro de estudios y documentación sobre racismo y xenofobia  
 Report: *Análisis Informaciones De Prensa / Televisión* (summary in English)  
<http://www.multicultural.net/edmm/xenomedia.htm>
  
- **Sweden**  
 Organisation: Quick Response  
 Articles: *Zlatans mål skymms av ursprung, TT kritiseras för segregation*  
<http://www.multicultural.net/edmm/quickresponse.htm>
  
- **United Kingdom**  
 Organisation: PressWise Trust / Refugees and the Media Project  
 Report: *Analysis Week of Monitoring*  
 Monitoring form: available online  
<http://www.multicultural.net/edmm/presswise.htm>